




# Endurance Road Racing Flags Reference




**Green Flag**  
Start of the race. Go. fast.  
Also used to restart the race after yellow flags.




**White Flag**  
EV / EMS on track.  
Sometimes used for slower vehicle ahead.




**White w/ Cross Flag**  
EV / EMS on track ahead.




**Blue / Yellow Flag**  
Faster race car behind you. Hold your line.




**Blue Flag**  
FIA Tracks may use this instead of Blue/Yellow.  
Faster race car behind you. Hold your line.




**Meatball Flag**  
Return to pitlane.  
Something is wrong with your car.




**Black Flag**  
Come into pit lane now. We would like to talk to you.  
Rolled up (furred) and pointing black flag is a warning.



**Checkered Flag**  
You have survived.  
Cool down lap.  
Return to pit lane.  
No passing.



**Yellow Flag**  
Local Yellow. Slow, no passing. Something is dangerous ahead.



**Waving Yellow Flag**  
Danger ahead!




**Yellow / White Flag**  
Local Yellow.  
EV / EMS on track ahead. Slow, no passing.




**Double Yellow Flag**  
Full Course Yellow.  
No passing anywhere on track.



**Code 35 - VIR Only**  
Maintain 35 MPH.  
No Passing.  
Maintain interval between the car ahead of you.  
EMS on track.



**Debris Flag**  
Slippery track surface or debris on track



**Red Flag**  
Come to a controlled stop where you can see the next corner worker. Obey corner worker instructions.



<https://ChampCar.org>

©2019 ChampCar International Inc. All rights reserved