

FLAG 
TRONICS



<https://flagtronics.com/champcar>

FT200 Wireless Flagging Display Mounting Tips:


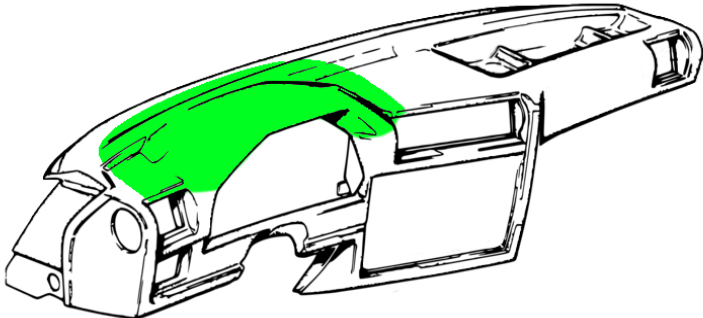
A Flagtronics FT200 will be required to compete as of 6/1/2022. You can bring your own or rent one from ChampCar.

- For maximum performance, we recommend the FT200 be connected to 12V power via flying leads or a USB adapter (Type A plug) capable of 10W (5V 2A) or more. *Lower power chargers will result in lower screen brightness or improper function.*
- If a rental FT200 is lost or broken, you agree to \$250 for its replacement.
- The FT200 unit must be mounted horizontally within the driver's direct view or immediate periphery. See detailed dimensions and mounting recommendations in the appendix.

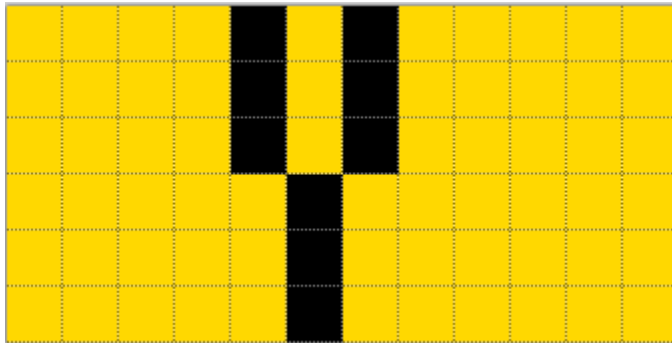
			
<p>Powered by either USB or 12V</p>	<p>Flagtronics FT200 Wireless Flagging Display (left) and GPS antenna (right).</p>		<p>FT200 Harness</p>

The FT200 is a safety device and must be highly visible to the driver. We recommend positioning the display above the gauge cluster or center panel in a way that remains in the driver's direct view or immediate periphery.

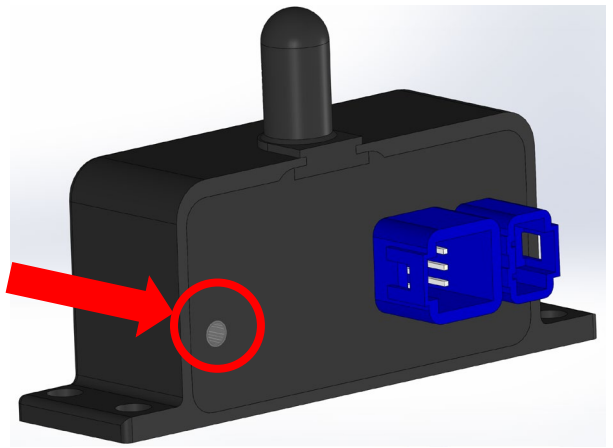
The GPS antenna should be placed on one of the valid mounting locations shown, 6" away from any edges and 6" away from other antennas. The GPS is directional and the rear, where the wire exits, should point to the rear of the car.

	
<p>(Green shows valid GPS mounting locations)</p>	<p>(Green shows recommended FT200 mounting positions)</p>

A light sensor at the rear of the unit adjusts brightness to ensure the display is dim at night and bright during the day. Please keep this light sensor, shown in the image to the right, unobstructed for best performance. The FT200 has 3 or more programmable light curves available for those who wish to tune this to their needs


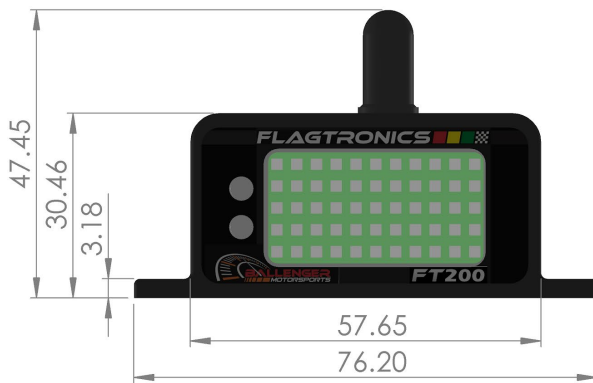
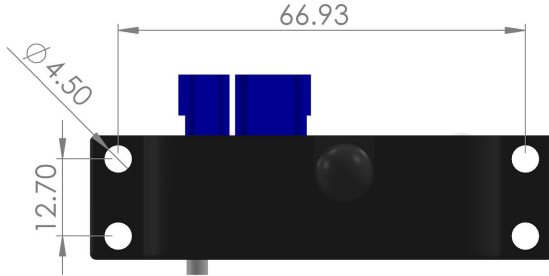


Light Sensor



Here is a grid display example of the yellow condition that the FT200 unit will display. For more information and display states, please click the link [here](#) to learn more.

Flagtronics FT200 dimensions (mm) for mounting.



The FT200 may be direct screw mounted, zip tie mounted, or one of our mounts or mounting kits may be used.

FT-03646 (1/4-20 Mount)	FT-03648 Cage Mount Kit	FT-20003 Battery Only
FT-03647 (GoPro Mount)	FT-03650 Suction Cup Mount Kit	FT-20063 Harness Only