





Decal Installation & Location Instructions

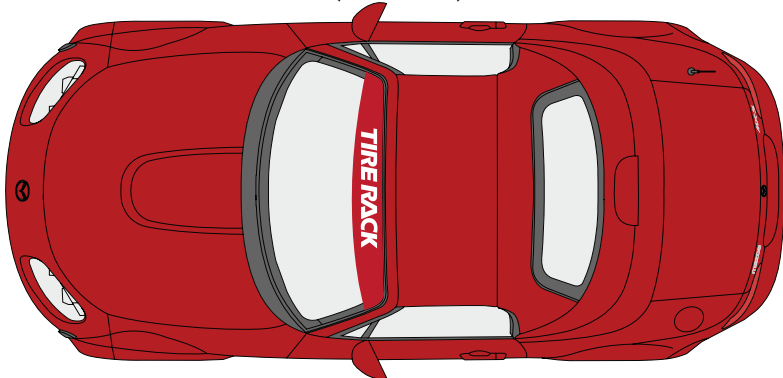
Per the 2023 BCCR. The following examples are approved installation locations for the required ChampCar decal package.



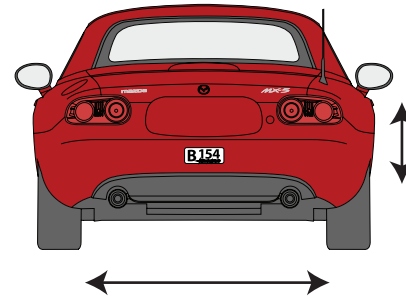
Sponsor and number panels must be attached between the arrows as shown. Sponsors may be cut out of the white background but must remain in the same order and be applied in the vertical style as shown. It would be best to plan your graphic style around the number/sponsor panel placement. Per the BCCR, numbers on all number panels shall be black and at minimum 8.0" tall. Fonts shall be a minimum of 1.0" broad (brush stroke) and a maximum of 1.5" wide.




The TireRack windshield banner is located at the top of the windshield. The background is optional. Per the BCCR, do not use a white, orange, or yellow background. The TireRack letters must be white. Cars without front windshields must have a decal at the top of the hood. TireRack letter size is 100mm/4" tall. The letters can be angled to accommodate the curvature of the windshield. Additionally, team sponsor decals may be placed below the TireRack decal.



A roof/hood number panel may still be used, but are no longer required. Per the BCCR, numbers on all number panels shall be black and at minimum 8.0" tall. Fonts shall be a minimum of 1.0" broad (brush stroke) and a maximum of 1.5" wide.



Class/Number bumper decal must be attached to the car's front and rear as shown between the arrows. For the front decal, pick a place facing forward.



All decals shown on the left image must be applied to your ChampCar before you tech the car and start the race event. Teams may use a ChampCar supplied white die-cut TireRack window decal. Any missing decals can delay the start of your race.

ChampCar Tech will have a limited number of blank number panels for sale along with free sponsor panels, TireRack window die-cut banners, class letter decal, and a blank rear bumper class decal.

The number panel design will allow you to remove the top and lower Sponsor/ChampCar sections if you race with other sanctioning bodies. Just visit tech when you return to ChampCar to get new upper and lower patch panels for the number panel for free.

Order decal packages with printed numbers at <https://rvagfx.com/store>
 Please allow 3-4 weeks before your event as shipping may be slow.
 Don't wait until the last minute to order.